




GUIDE FOR ETWINNERS

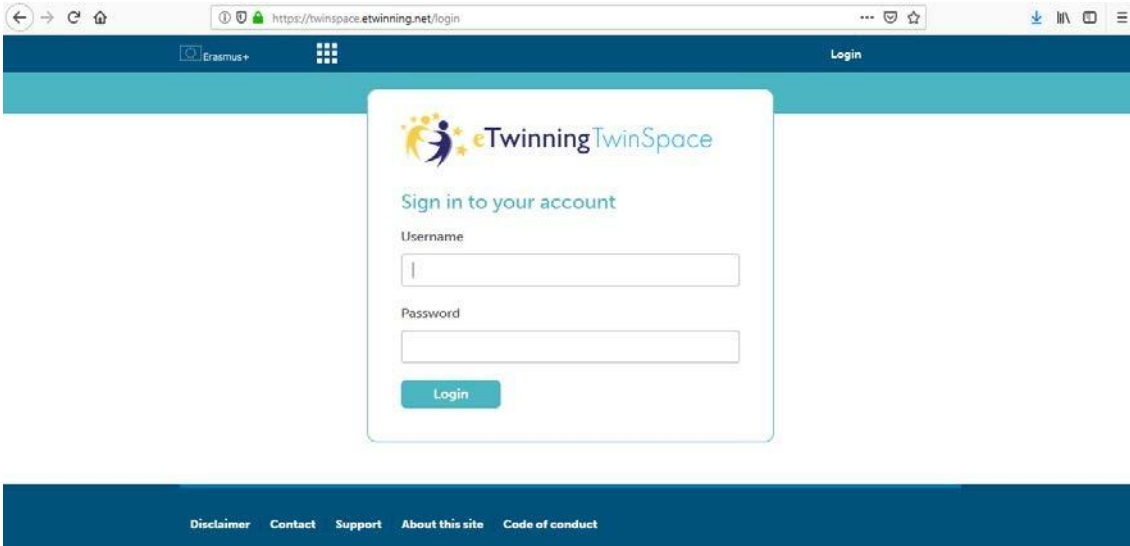


eTwinners guide

First of all, you need to know how to accede the TwinSpace of the project

How to enter the TwinSpace

<https://twinspace.etwinning.net/login>



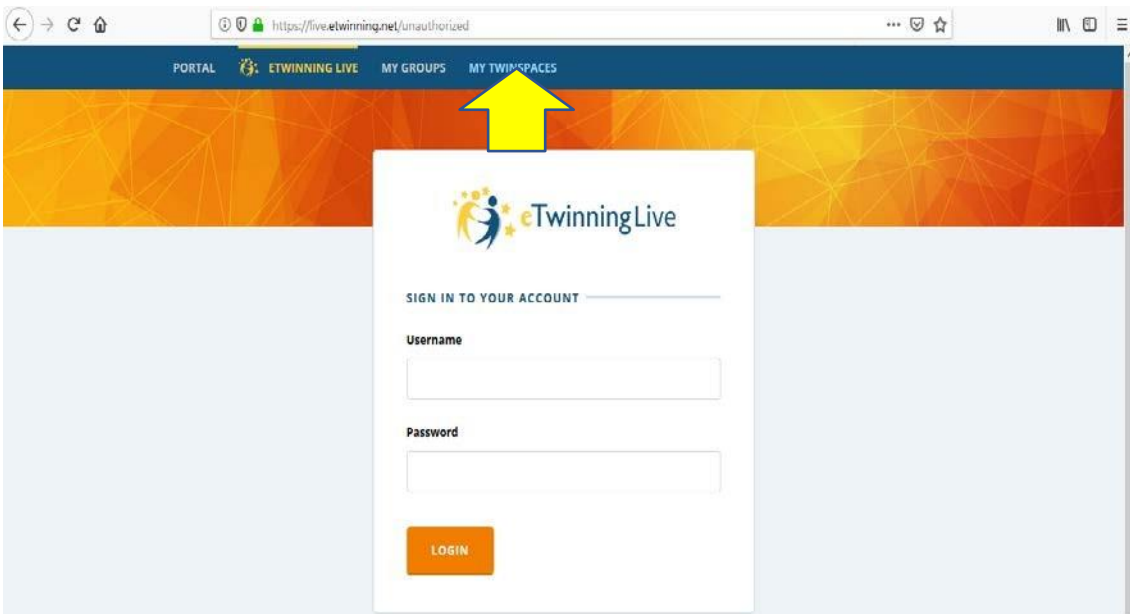
A screenshot of a web browser showing the login page for eTwinning TwinSpace. The browser's address bar displays "https://twinspace.etwinning.net/login". The page features a dark blue header with the Erasmus+ logo and a "Login" button. The main content area is a white box with the eTwinning TwinSpace logo and the text "Sign in to your account". Below this, there are two input fields: "Username" and "Password", followed by a blue "Login" button. At the bottom of the page, there is a dark blue footer with links for "Disclaimer", "Contact", "Support", "About this site", and "Code of conduct".

You have a user name and a password

Here you will write your username: _____

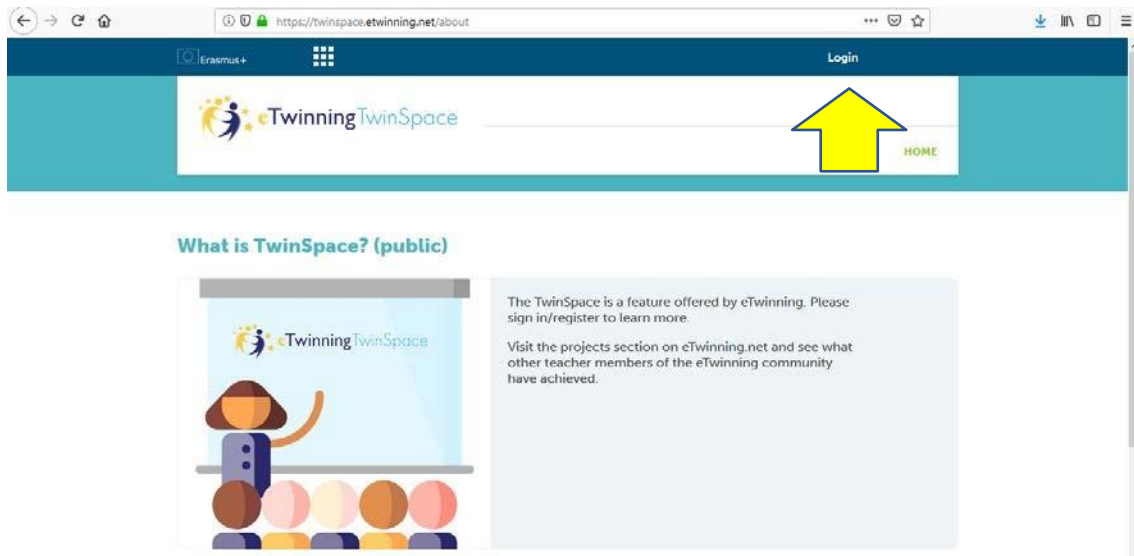
Here you will write the password: _____

If you write in the search bar etwinning.net you will see this screen:

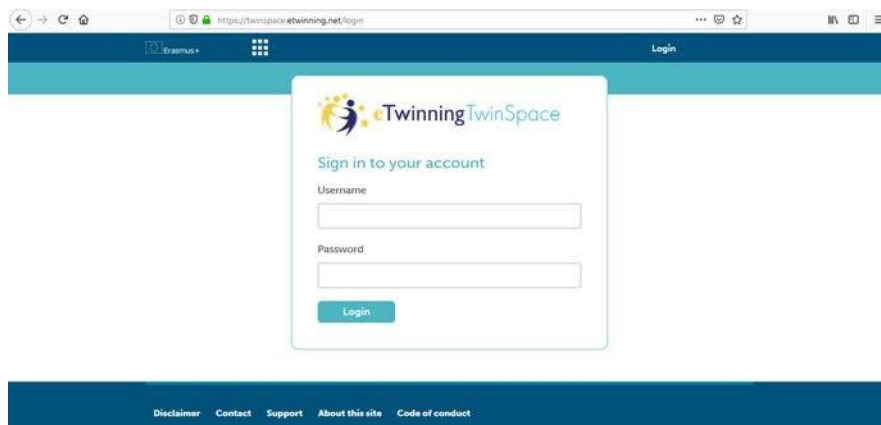


A screenshot of a web browser showing the login page for eTwinningLive. The browser's address bar displays "https://live.etwinning.net/unauthorized". The page features a dark blue header with navigation links: "PORTAL", "ETWINNING LIVE", "MY GROUPS", and "MY TWINSPACES". A yellow arrow points to the "MY TWINSPACES" link. The main content area is a white box with the eTwinningLive logo and the text "SIGN IN TO YOUR ACCOUNT". Below this, there are two input fields: "Username" and "Password", followed by an orange "LOGIN" button.

You will click on the option: **My TWINSPACES** and then you will see:

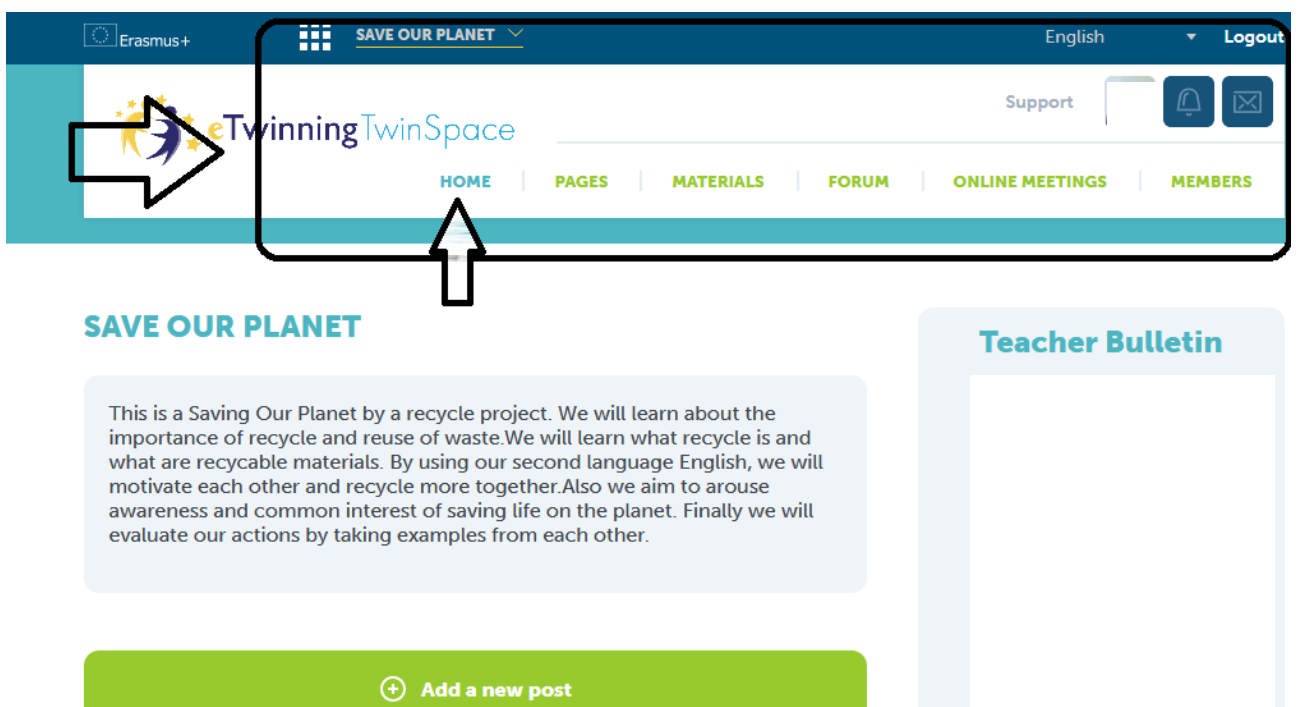


After clicking on **LOGIN**, you will see the anterior screen and will also write your username and password.



You will see: The face of an eTwinning project

Sections in the TwinSpace



<https://www.youtube.com/watch?v=IHWdv3lqPOE>

HOME: It is the project Journal, we can see what is happening day by day

Erasmus+ SAVE OUR PLANET English Logout

eTwinningTwinSpace Support

HOME PAGES MATERIALS FORUM ONLINE MEETINGS MEMBERS

SAVE OUR PLANET

This is a Saving Our Planet by a recycle project. We will learn about the importance of recycle and reuse of waste. We will learn what recycle is and what are recyclable materials. By using our second language English, we will motivate each other and recycle more together. Also we aim to arouse awareness and common interest of saving life on the planet. Finally we will evaluate our actions by taking examples from each other.

Here, we can read the last that etwinners have uploaded [Add a new post](#)

Latest updates

User System All

Marina

We have planned an online event for next Wednesday. We hope the other teachers and students in the project will join us.

Go to online meeting and join the event

Teacher Bulletin

HOME section is like the project journal in which you see what etwinners are publishing along the project.

PAGES

eTwinningTwinSpace Support

HOME PAGES MATERIALS FORUM ONLINE MEETINGS MEMBERS

Pages

> STEPS OF THE PROJECT

BETÜL ÖZTÜRK

OCTOBER

- Our countries
- Our schools
- Our students
- [Draft] BETÜL ÖZTÜRK
- [Draft] SOU Gyorche Petrov, Macedonia

Looking for info about recycling

NOVEMBER

- Padlet
- Posters

STEPS OF THE PROJECT

OCTOBER : INTRODUCING OUR COUNTRY, SCHOOL AND STUDENTS, , SEARCH FOR INFORMATION FOR RECYCLE

NOVEMBER: CREATING A PADLET : to describe the recycling and reusing in their own words posters on padlet, PREPARING OUR POSTER, LOGO, SLOGAN

DECEMBER: CREATING OBJECTS FROM RECYCLABLE MATERIALS- (PAPER) PREPARING CHRISTMAS CARDS AND SENDING EACH OTHER, PREPARING CHRISTMAS ORNAMENTS

JANUARY: SHARE WHAT CAN BE DONE TO SAVE THE PLANET

FEBRUARY: PLANTING OUR TREES OR GROWING OUR PLANTS

MARCH: SEARCH FOR THE TOTAL WASTE ON OCEANS AND DECLARE ON SCHOOL BOARDS

APRIL:ACT TOGETHER,CLEAN OUR NEAR ENVIRONMENT,AROUSE PUBLIC INTERERST

MAY: EVALUATION- E-BOOK

PROFILE EDITION

Erasmus+ Login

eTwinning TwinSpace

Sign in to your account

Username
etwinner.guider

Password

Login

Disclaimer Contact Support About this site Code of conduct

We are going to work with a helper profile. It is not a real eTwinner

Erasmus+ SAVE OUR PLANET English Logout

Support

eTwinning TwinSpace

HOME | PAGES | MATERIALS | FORUM | ONLINE MEETINGS | MEMBERS

SAVE OUR PLANET

This is a Saving Our Planet by a recycle project. We will learn about the importance of recycle and reuse of waste. We will learn what recycle is and what are recycable materials. By using our second language English, we will motivate each other and recycle more together. Also we aim to arouse awareness and common interest of saving life on the planet. Finally we will evaluate our actions by taking examples from each other.

[+ Add a new post](#)

Teacher Bulletin

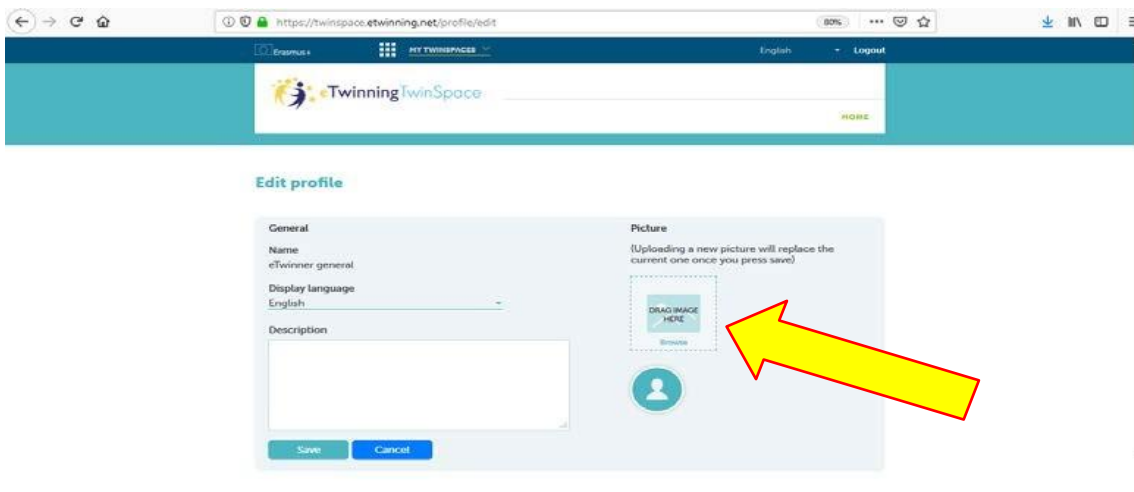
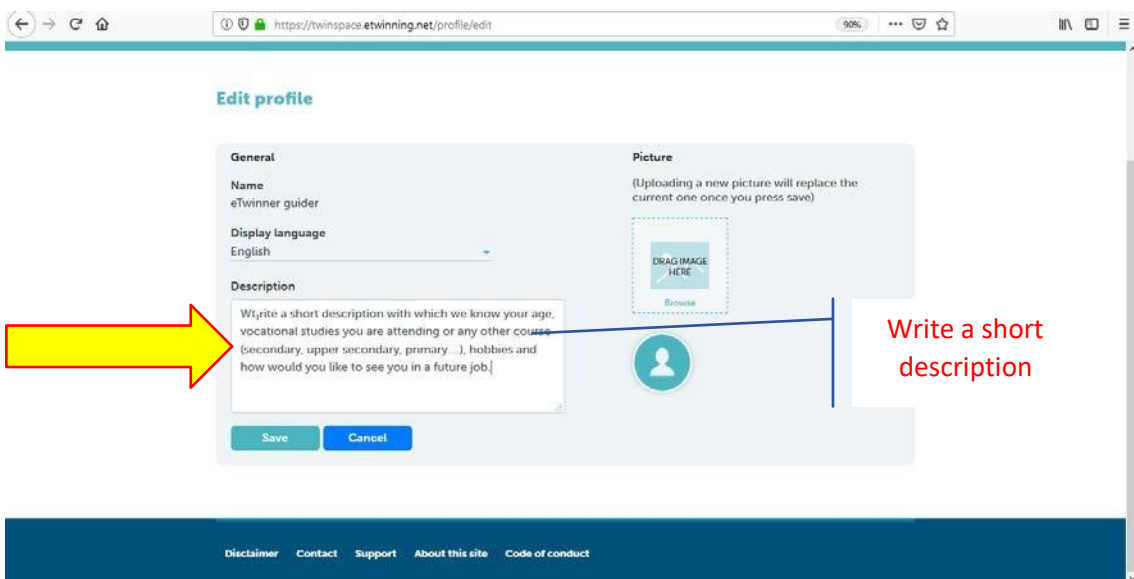
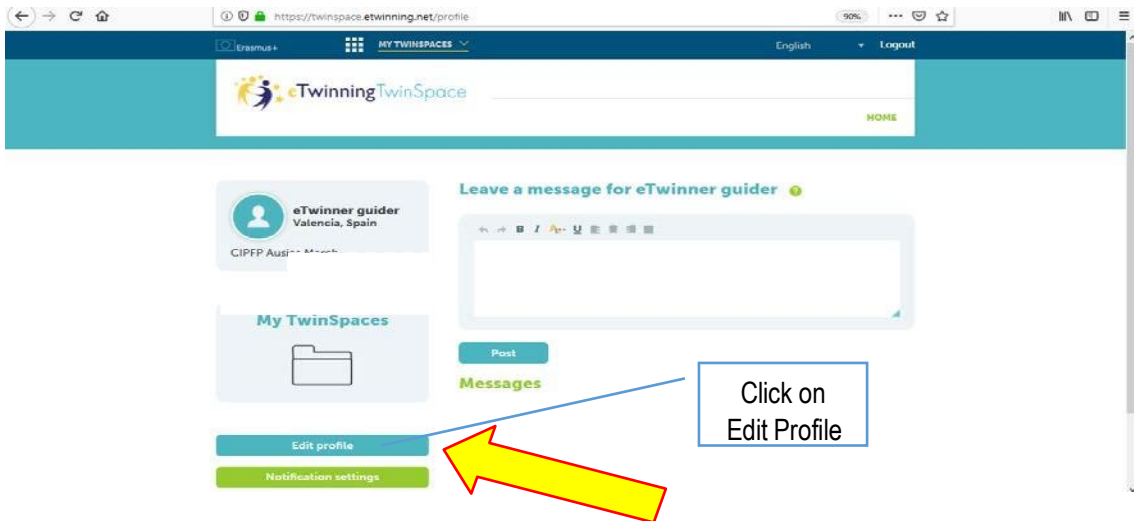
My students are writing their resolutions as for environment. There is a padlet under the page LOOKING FOR RECYCLING INFO. Moreover they are writing in the forum using my account. Join the different threads of discussion

07.10.2019 11:47

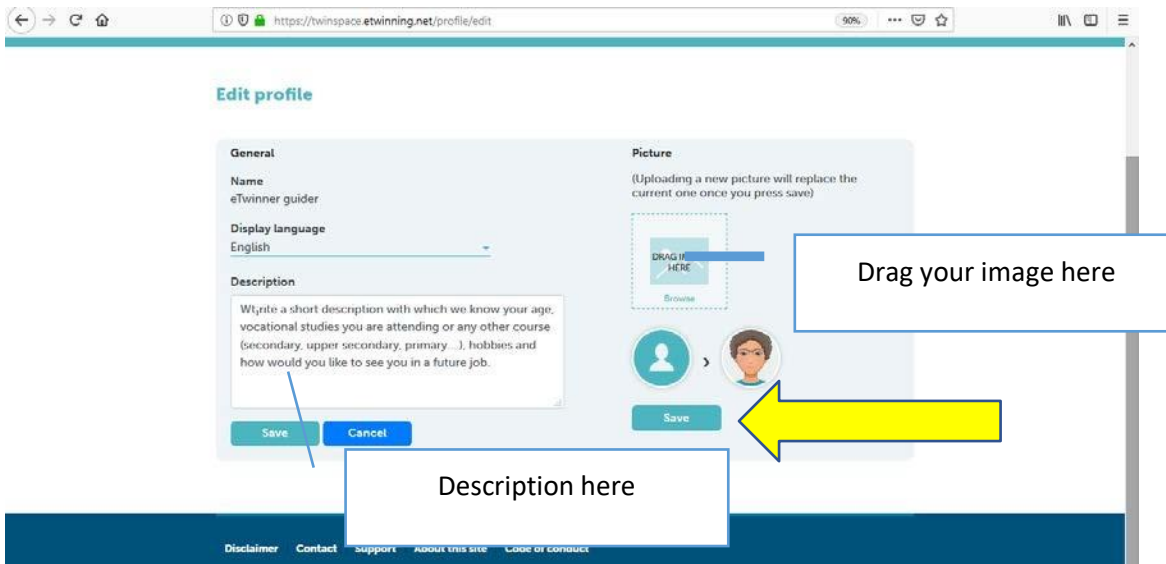
[Marina Orazi](#)

There are some users who

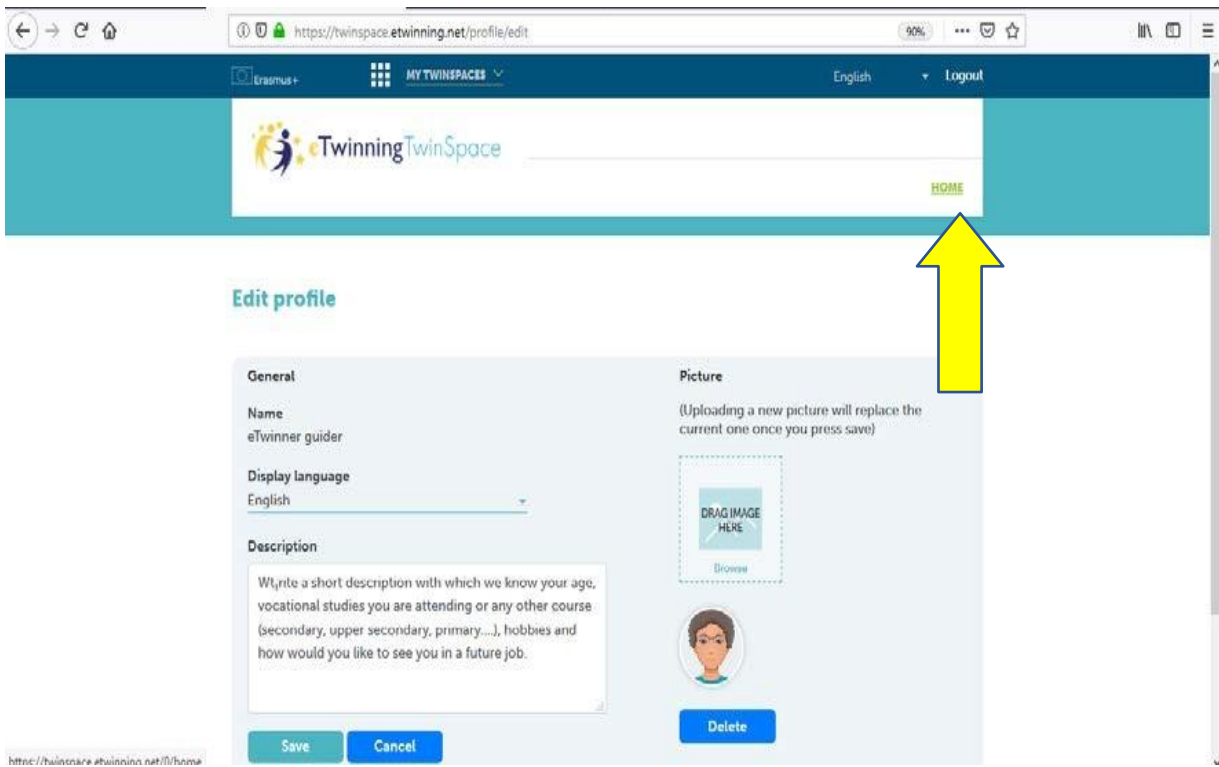
Now, you are going **TO EDIT YOUR PROFILE:**



Now click on Drag Image and drag it or upload it from your Computer. We have created an avatar for our helper eTwinner guider.



If you click on **HOME**, you will come back to the initial screen again:





SAVE OUR PLANET

This is a Saving Our Planet by a recycle project. We will learn about the importance of recycle and reuse of waste. We will learn what recycle is and what are recyclable materials. By using our second language English, we will motivate each other and recycle more together. Also we aim to arouse awareness and common interest of saving life on the planet. Finally we will evaluate our actions by taking examples from each other.

+ Add a new post

Latest updates

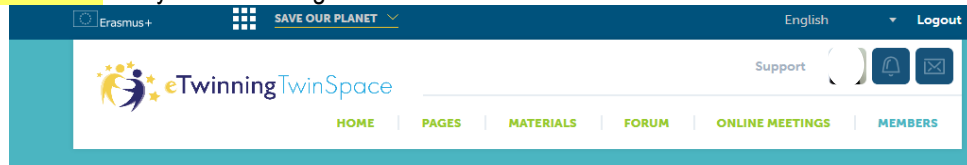
User System All

Marina
We have planned an online event for next Wednesday. We hope the other teachers and students in the project will join us.

Teacher Bulletin

Now, you are going
TO SEE ALL THE
ETWINNERS,
MEMBERS OF
THE PROJECT

Check in MEMBERS that you are well registered



Members ?

12 Teachers

72 students

0 guests

5 online

Join the chat room



[Invite members](#)
[Export invited pupils](#)

Adriana
Teacher
(PF) Italy

Alara
Pupil
Turkey

Online members

If you click on the horizontal lines, you will see the members in detail: